

The Place To Go



Seasonal Fashion!



Best Places to Shop!!



\$5.99



TABLE OF CONTENTS

Letter from the editor.....	page. 2
Letter to the editor	page. 3
Alyssa' s Boutique	page. 4
Seasonal Fashion	page. 5
Hair Tips	page. 6
Hair Clip Ad.....	page. 7
Accessories	page. 8
Buying Scarf Ad.....	page. 9
Good Places to Shop	page. 10
Ultra Fashion Boots.....	page. 11
The Fashion Emergency	page. 12
Yoga Pants.....	page. 13

Letter From the Editor

Dear Reader,

When I put together this magazine I have one thing to say, if you don't like an imagined a bunch of teenagers article or the magazine at all, you don't reading this book. I am having a need to write to us. We understand that contest. Whoever guesses how this magazine doesn't fit everyone's likes many percent of 100 is 13-19 year olds, will receive a very special visit from Lauren Taylor! Miss Lauren is a very close friend of mine and almost all of the people that I work with.

Our magazine is successful because people purchase it and most of them seem to love it. We had a success by finishing our magazine on time with all of the misunderstandings that all magazine companies experience.

This magazine was created to help people look their best. Our company received a grant from a company called ABC. They specialize in selling computer software. We received so much money we decided to make our magazine into a company, website, models, everything.

I want to give a shoutout to our Photographer Annabelle Jones. She is so amazing at what she does and she is so good at it! All of our pictures in this magazine were taken by her.

Many people helped created The Place To go. We had so many ideas that it took us months to find the perfect one. When we finally found the perfect topic the whole staff was jumping up and down with excitement. Our perfect idea was create a magazine that will help teens get ready for a date or even just a fun way to accessorize!

My personal goal for this magazine was to get good quality articles from writers and find ways to make my magazine a little more "different" than others.

Overall I think the magazine turned out great! The whole companies' goals were to get more readers and more people interested in fashion. Hopefully every reader enjoys this book and that you read this magazine again!



~Amelia Coker

Letter To the Editor

Dear Editor

My name is Ceilidh.

I think the last issue should have more do's and don'ts and I liked the pictures and the article about dresses and I have a party coming up so this issue is perfect for the dress article.

- CEILIDH GIJSEN

Hortonville, WI


To Editor,

Hello Editor, my name is Carson Buss and I really enjoyed your last issue of your magazine on fashion! My favorite part was when you talked about different dresses to wear to different events. I found it very helpful and I really appreciated your advice. Thank you, I look forward to more issues.

Carson Buss

Hortonville, WI


Stop n' Shop



35-75% off everything listed below:

- Hair clips
- Women's and Men's jeans
- Tops ranges from all ages and sizes.
- Shoes kids sizes 0-13

Stop n' Shop has all the latest name brand stores all at one store for the best price. Why spend \$90 on a pair of jeans, when you can come to here instead!?



Please, Take an Extra

25% off

If you spend 50 dollars or more.

Stop n' Shop



TOP SIX HAIR TIPS!

Hair, we don't usually think too much about it right? Well, that may be a problem. We all know hair is just dead cells, but hair still needs care. There are lots of times when we see people with dirty, greasy, and ratty hair, that's because people never take care of it. But other times we see people with smooth, straight, silky, and beautiful hair, I think we all know why their hair is so different and why. This page is about hair tips and how to keep your hair beautiful and healthy! My first tip for your hair is to wash it a lot! You don't need to wash it every day because if you're like me you won't be able to. I have very long thick hair and my hair takes almost two days to totally dry. I usually wash it like every three days. Anyway washing your hair will make it clean, silky and soft. Sometimes it's ok to keep your hair a bit dirty because it's a lot easier to do your hair to do what you want it to do. My second hair tip is to keep it brushed out. Your hair NEEDS to be brushed out, if your hair gets into a big not and you can't get it out you might have to break your hair, and trust me you don't want to break your hair and we will talk about that later. When you brush out your hair it's easier to do hair because once you have a hair-tie in it won't be hard to get out. Number three, like I said before try not to break your hair, when you break your hair your hair becomes very uneven and you will have to get it cut for it to be even and you don't want to have to cut your hair super boy short. Even though



your hair isn't necessarily alive you still want to keep it healthy, there are ways to keep hair healthy. Number four, hair stress, when you do your hair you usually have to pull and tug your hair to get it into a pony or anything like that, but when you do your hair make sure it's not too tight because it eventually will fall out. Number five, we all like to have pretty, strait hair or curly hair, what do all of those things have in common? They all involve a hot iron, when you straiten or curl your hair; it can burn your hair and kill it. When you do these things try not to burn your hair because it could literally burn off. When you use a curling iron use hairspray before you use it, this is so you don't have hold your hair on the iron for a long time. Number six. Hair oils. Hair oils can be very helpful, sometimes I have really dry hair and the oil I use is coconut oil and it really helps. What I do is I pour some into my hand and rub them together, and then I run my hands through my hair; remember to brush your hair before you do this because your hands will get caught in your hair. Don't put a lot on your hands because your hair will get greasy. Now were going to move to accessories, when you do your hair it really helps to have headbands, bobby pins, and ex. One suggestion I have is when you're going to be having a long day you want to put your hair up so it's not in your face most of the time. If you're doing a sport put it into a pony tail so it's behind you! Thank you for reading and I hope you have a good hair day!!



Accessorizing hair

**Black hair clips
8 for \$5.00**



Please contact us

1(920)555-8181

Or come to Billy

Bobs Salon at 555

Shipping and handling is \$2.50. Must be 18 years or older to order.

Accessories

By: Madelyn Schuetz

I love accessories they go with about everything! I wrote this article to give you some tips on accessorizing. Here is a list of accessories.

- Scarves
- Hats
- Necklaces
- Bracelets
- Earrings
- Hair flowers
- Hair bows
- Purses

Scarves

I love scarves they are so cute and they go with about every outfit! There are different styles of scarves to! Like infinity scarves and original long scarves. They are great to wear when it is cold outside to!




Hats

Hats are great to have all year round! You can wear them in the Winter Spring Summer and Fall because there are different styles of hats. I don't wear a lot of hats because there not really my style, but I think they are cute and go with a lot of outfits.




Necklaces/Bracelets

I think necklaces are pretty cool because you can wear them all week and not really notice. They are comfortable, and pretty!



Hair accessories

Hair accessories are very fun to wear! There are flowers, bows and little barrettes. Hair accessories are a perfect last minute accessory.



Totally 80s

Fashion in the 80s was like no other. Extreme fashion included tight pants to baggy pants....Leg warmers, sweater, and a mini skirt....and all in the hue of neon colors. Here are the top 10 fashion fads in the 80s.

Shoulder Pads

Shoulder pads had to be the worst fashion fad of the 80s. Why on earth would woman want their shoulders to look bigger? But in the 80s the bigger the shoulder pads in your big baggy shirt the better.

Mini Skirts

When it came to miniskirts, shorter was always better. Miniskirts were often time worn with leggings in the 80s. This fashion fad has recently made a comeback.

Leg Warmers

Was this fad for looks or necessity? Were our legs cold from wearing the miniskirts or did we just like the look of the leg warmer? Whatever the

reason, they were found in every girl's dresser.

Huge Earrings

Are those Christmas tree ornaments? Nope those are earrings! When it came to earrings in the 80s it was go big or go home!

Fingerless Gloves

This odd 80s fad is also slowly making a comeback. You would find rockers or punks wearing these in the 80s. You would often find Madonna wearing these.

Parachute Pants

Oh, the parachute pant....they started of skin tight and ended up being baggier than baggy! If you were in the "in" crowd you were definitely wearing parachute pants.

Members Only Jacket

Wearing this jacket meant you were up with all the fads and were definitely "hanging with the cool kids". Wearing a knock off of this jacket made you a nerd.

Units

Baggy top, baggy skirt or pants, matching belt. BORING! This fad did not survive the 80s.

Stretch Stirrup Pants

These pants made no woman look good. Even the skinniest girl looked like a triangle. Usually matched with a big oversized sweater and big socks to go over the bottom of the pants this fad is also making a comeback. These pants should be tucked back into a 80s closet and stay there.

Oversized tops

Big sweaters, sweatshirts and t-shirts were totally hot and wearing them over a miniskirt or a pair of leggings made them even hotter. These tops were most often belted with big and gaudy, low slung belts with the top bloused over the belt.



Scarves

Get this scarf
for only
\$9.99

1(800)555-2727

This scarf comes in
blue, pink, purple, and
orange.

There Is a \$2.99 shipping fee.
Must be 18 years or older to
call.



freedigitalphotos.net

Scarf News!

Scarf Boomer

A lady in Jacksonville Canada makes scarfs for people that live in her area she makes her scarves out of fleece and cuts fringe in to her scarfs the come in all different colors and designs she likes to get her fleece on sale. She said that "who doesn't have an hour of time to fill" after she makes the

scarfs she shows in a note that says "I am not lost if you are stuck out in the cold take this scarf to keep warm" she usually puts them were most homeless people live she will hang them up on benches, chairs,




trees ECT. The scarf will sit there until someone picks it up, she also noted that no one knows if any one poor picks it up. But she hopes that others will also do something nice for their community someday like she does because there are some people who are less fortunate than others. Although that she has only made around fifteen it has made a big difference in her community. She like to use fleece rather than wool because if it's because it's cheaper and its faster make then wool.

New Scarf Store

A brand new scarf store was opened in California. It is organized by type, color and pattern. "The store a big hit!" Said the owner, he didn't know that the store would be such a big success! The scarf store is

called Scarf A Day, it got its name because every day there is a new scarf on sale this week's scarf is a silk infinity scarf with rainbow blooming flowers.



Lady dies

Reaclent a lady died after dropping her kid of at school. She was on her way home when her scarf got stuck in the teeth of an esulater someone tried to her her breck free unteel she lost consions the person then did cpr unteill the medical sevirice arived. when thay arived thay pernoved her dead at the seacne.

Tipes of scarfs

- Square: it can be made of silk, cotton, wool, satin, linen and can be wore any way is the size is around 90cm
- Infinity: a scarf that is shaped like a circle and can be made of any material
- Rectangle: this scarf is mainly used to keep warm but can also be used like a normal scarf
- Wrap or shawl: it is Traditionally worn around the shoulders or on the head

Yoggies Activewear

Yoga Fanatics Rate these
“Yoggie Pants” a 5 Star Rating!



Only \$23.47!

Get While Supplies Last

Great Features Include:

- **Colorful Waistband**
- **Nice Fit for Yoga**
 - **Fashionable**
 - **Comfortable**
 - **Flare Fit**

www.yoggiesactivewear.com