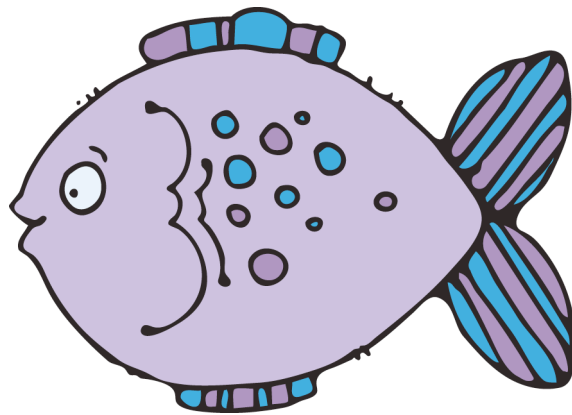


Go Fish For Doubles



From Debbie Diller's *Math Work Stations*

Made by Jennifer Bates

<http://finallyinfirst.blogspot.com/>

Teacher Directions:

Make 2 copies of the cards. Cut out and laminate.


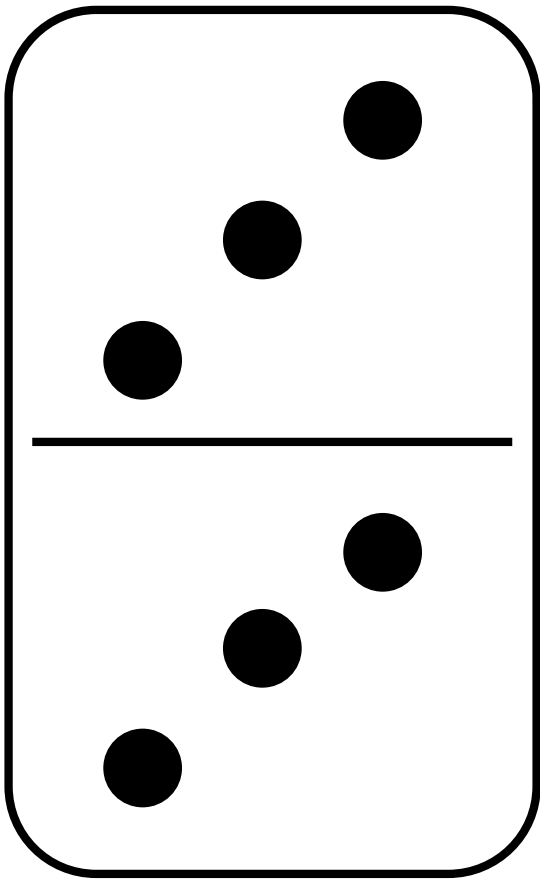
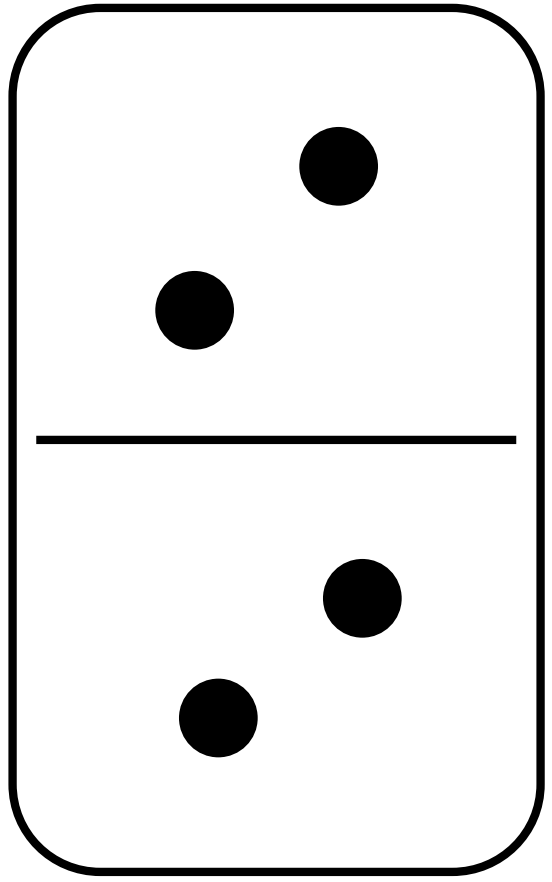
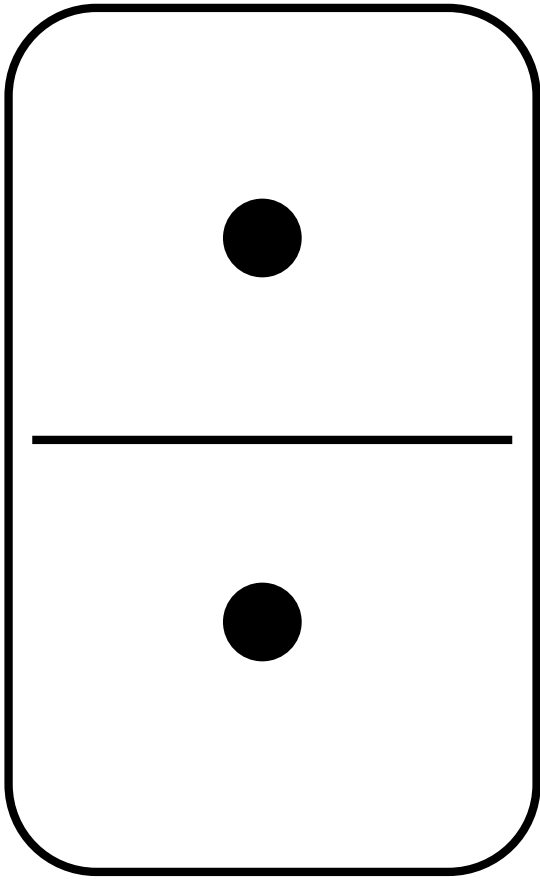
How to Play:

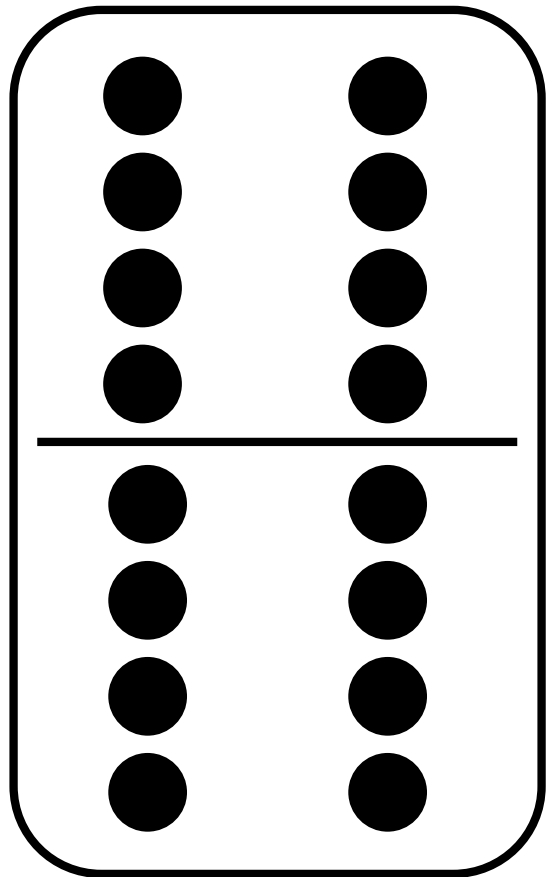



Deal 5 cards each. The rest of the cards are placed face down in a draw pile.



The first person asks a player if they have a card they need. For example: If Sam has a card with that looks like a domino with 9 on each side, he might ask "Tim, do you have a the number card 18?"

If Tim has the 18 card, he will give it to Sam. If he doesn't, he will say, "Go Fish!" Sam must then take the first card from the draw pile. If the drawn card happens to be the match he asked for, Sam can place the match face-up in front of him. If the card is not a match, it stays in Sam's hand and it is the next player's turn.

The game is over when someone has no cards left in their hand or there are no more cards in the draw pile. The winner is the player with the most pairs made.







The double of 1
is...

2

The double of 2
is...

4

The double of 3
is...

6

The double of 4
is...

8

The double of 5
is...

10

The double of 6
is...

12

The double of 7
is...

14

The double of 8
is...

16

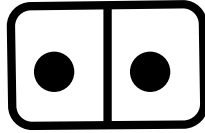
The double of 9
is...

18

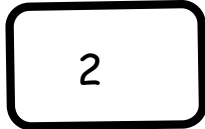
The double of 10
is...

20

Text Talk

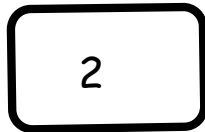
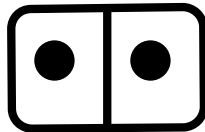


Do you have the number card _____?



OR

Do you have the double of _____?



The double of _____ is _____.